



Kampa[®]

Together outdoors

**Drive-Away Awnings and
Camping Tents 2022**



Together outdoors

Welcome to Kampa

Experience the joys of being together outdoors with our high-quality, family friendly tents, campervan awnings and outdoor accessories. We believe amazing outdoor experiences should be available for all, whether you're camping for the first time, taking your campervan to the coast or simply enjoying a day out in nature, we have all the equipment to help you make the most of your time outdoors with friends and family.

Contents

Drive-Away Awnings

Sprint AIR.....	5
Touring AIR TC Touring AIR.....	6
Cross AIR Cross AIR TG.....	8
Tailgater AIR Tailgater.....	10
Action AIR Action Trip AIR Trip	12

Inflatable Camping Tents

Studland 8 AIR	15
Croyde 6 AIR TC Croyde 6 AIR	16
Hayling 4 AIR TC Hayling 6 AIR Hayling 4 AIR	18
Brean 4 AIR TC Brean 3 AIR Brean 4 AIR	20

Poled Camping Tents

Croyde 6.....	23
Watergate 8 Hayling 4 Hayling 6.....	24
Brean 3 Brean 4 Mersea 3 Mersea 4.....	26
Brighton 2 Brighton 3 Brighton 4 Brighton 5.....	28

Shelters and Windbreaks

Shelters.....	30
Windbreaks and Toilet Tents	31

Awning and Tent Specific Accessories

Canopies.....	33
Carpet and Flooring.....	34

Accessories

Field Kitchens.....	36
Stoves and Hobs.....	37
Chairs.....	38
Storage.....	40
Tables.....	41
Melamine Sets.....	42
Mug Sets and Acrylic Glassware.....	43
Trucker Trolley and Lighting.....	44
Sanitary.....	45
Cleaning.....	46



Multi-Point Inflation

Indicates how many AIR Poles are inflated individually for the simplest set-up and take-down



Cable Entry Points

For added convenience, all awnings have zipped cable entry points for 12V and mains cable access.



SabreLink™ Ready

Attach up to three lights in the living area. Switch the lights on/off and adjust the brightness remotely.



Weathershield™ TC

All the protection of polyester materials with superior comfort. High quality Weathershield™ TC polycotton material allows the tent to breathe, reducing condensation and helping to regulate the interior temperature on hot days.



Weathershield™ 68D

Super lightweight Weathershield™ 68D offers the fastest set-up, take-down, and a smallest tent pack sizes. Highly weather-resistant, this easy to handle polyester offers exceptional value and protection against UV degradation.



Weathershield™ 63D

Featherweight Weathershield™ 63D offers ultra-compact tent pack sizes and is the easiest to handle. High quality polyester provides market leading value and advanced protection against the elements.

Drive-Away Awnings

Sprint AIR New

Seize the moment


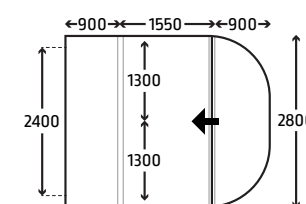
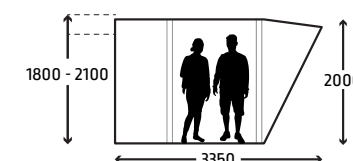
Park up and add shelter outside your campervan in minutes. The Sprint AIR features lightweight Weathershield 68D material and a reliable Kampa AIR Frame. A compact living space is made roomier with the generously sized wet weather entrance.



Sprint AIR
Drive-Away Awning

- Width: 2800 mm
- Depth: 1550 mm
- Tunnel width: 2800 mm
- Tunnel depth: 900 mm
- Connection Height: 1800 - 2100 mm
- Height at front: 2000 mm
- Weight: 12.08 kg
- Pack Size: 720 x 320 x 300 mm

Ref. No. 9120001999



Weathershield™ 68D
Super lightweight 68D polyester is easy to handle, durable and waterproof



Multi-point inflation
Durable AIR Poles are inflated individually for the simplest set-up and take-down.



Wet Weather Entrance
Provides sheltered access to the awning and prevents rain running in when you unzip the door.



Dual Keder
4 mm and 6 mm keder suitable for campervan and motorhome cassette awnings and awning rail.



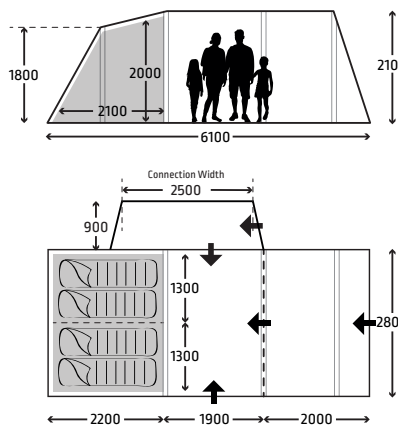
Touring AIR TC

For big adventures

Pitch up and stay beside your camper with the Kampa Touring AIR TC drive-away awning. The breathable polycotton fabric reduces condensation and provides excellent comfort in any weather. Inside the awning, you'll find a spacious living area packed with useful features. A mesh front door leads out to an integrated inflatable canopy, perfect for relaxing and prepping meals. Available in a left-hand (L/H) and right-hand (R/H) configuration.

Touring AIR TC Drive-Away Awning

- Width: 6100 mm
- Depth: 2800 mm
- Tunnel width: 2900 mm
- Tunnel depth: 900 mm
- Connection Height: 1800 - 2100 mm
- Height at front: 2100 mm
- Weight: 29.45 kg
- Pack Size: 740 x 480 x 450 mm



Weathershield™ TC
Polycotton material reduces condensation and regulates the interior temperature



LH Model Ref. No. 9120001233

RH Model Ref. No. 9120001232

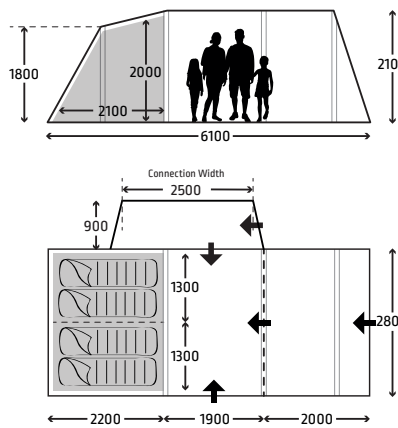
Touring AIR

Home away from home

Designed to sit alongside your camper van, the Kampa Touring AIR provides the maximum amount of space without extending beyond your pitch. Inside you'll find a spacious living area, full-height windows, plenty of mesh ventilation and a large four berth inner tent, all supplied as standard. Available in a left-hand (L/H) and right-hand (R/H) configuration.

Touring AIR Drive-Away Awning


- Width: 6100 mm
- Depth: 2800 mm
- Tunnel width: 2900 mm
- Tunnel depth: 900 mm
- Connection Height: 1800 - 2100 mm
- Height at front: 2100 mm
- Weight: 22.19kg
- Pack Size: 780 x 410 x 410 mm



Weathershield™ 68D
Super lightweight 68D polyester is easy to handle, durable and waterproof



Multi-Point Inflation
Durable AIR Poles are inflated individually for the simplest set-up and take-down.



Mesh Doors
Zipped mesh panels sit behind the left-hand side and front doors, adding comfort in hot weather.



Darkened Bedrooms
Inner tents use dark materials to block out early morning sunlight for a good night's sleep.



Cross AIR

Stay in comfort

Utilizing the convenience of the innovative Kampa AIR Frame, Cross AIR's steep walls provide a spacious living area. The cleverly designed front panel incorporates a 'D' door that can be half or fully rolled back, while cover from a large canopy provides weather protected access. The Cross AIR comes with a clip-in groundsheet, windows with blinds for privacy, and a mesh panel on the front door.

Cross AIR

Drive-Away Awning

- Width: 3000 mm
- Depth: 3000 mm
- Tunnel width: 3000 mm
- Tunnel depth: 900 mm
- Connection Height: 1800 - 2100 mm
- Height at front: 2400 mm
- Weight: 16.15 kg
- Pack Size: 760 x 350 x 350 mm

Ref. No. 9120001236



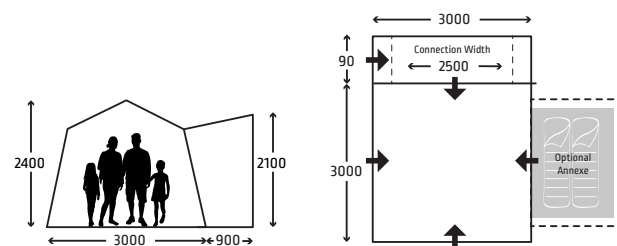
Optional Bedroom Annexe

Ref. No. 9120001242



Weathershield™ 68D

Super lightweight 68D polyester is easy to handle, durable and waterproof



Cross AIR TG

Equipped for adventure

The Cross AIR TG is pitched at the rear of your campervan, allowing the living area of the van to flow smoothly into the awning. The innovative Weathershield 68D material ensures weight and pack size is kept to a minimum, while the sturdy Multi-Point Inflation AIR Frame ensures a quick set-up and take-down.

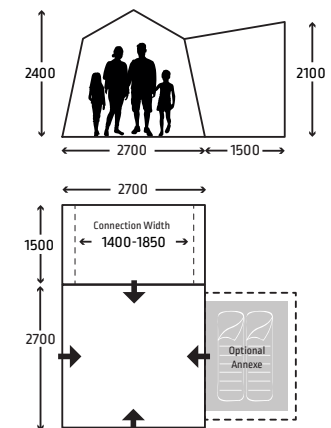


Cross AIR

Drive-Away Awning

- Width: 2700 mm
- Depth: 2700 mm
- Tunnel width: 2700 mm
- Tunnel depth: 1500 mm
- Connection Height: 1800 - 2100 mm
- Height at front: 2400 mm
- Weight: 15.2 kg
- Pack Size: 760 x 350 x 350 mm

Ref. No. 9120001237




Weathershield™ 68D

Super lightweight 68D polyester is easy to handle, durable and waterproof



Multi-Point Inflation

Durable AIR Poles are inflated individually for the simplest set-up and take-down.



Wet Weather Entrance

Provides sheltered access to the tent and prevents rain running in when you unzip the door.



Zip-Out Panels

Both side panels can be zipped out to reduce weight and to open the awning up veranda style.

Tailgater AIR

Hit the road

Benefiting from the convenient multi-point inflation Kampa AIR Frame, Tailgater AIR is quick to set up and completely free-standing. The awning is ideal for family SUVs and when packed away, fits easily in almost all car trunks. Simply detach the Tailgater AIR from your vehicle and leave it to reserve your pitch while you drive to your next activity.

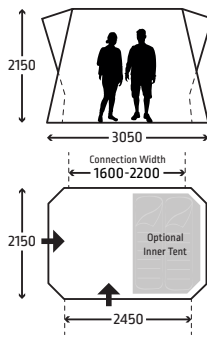
Tailgater AIR Drive-Away Awning

- Width: 3050 mm
- Depth: 2150 mm
- Connection width: 1600-2200 mm
- Connection Height: 1600 - 2100 mm
- Height at front: 2150 mm
- Weight: 12.75 kg
- Pack Size: 700 x 350 x 350 mm

Ref. No. 9120001230


Optional Inner Tent

Ref. No. 9120001306



Weathershield™ 68D

Super lightweight 68D polyester is easy to handle, durable and waterproof.



Multi-Point Inflation

Durable AIR Poles are inflated individually for the simplest set-up and take-down.



Wet Weather Entrance

Provides sheltered access to the tent and prevents rain running in when you unzip the door.



Tailgater

Designed for the outdoors

A universal fit awning for vehicles with a rear tailgate such as SUVs, MPVs, crossovers, large estate cars and pick-up trucks fitted with a hardtop. Weathershield™ 68D material ensures lasting durability and easy handling. Simply clip-in the optional two-berth inner tent to accommodate guests. Easy to attach and disconnect, conveniently zip close the Tailgater while you go out and explore.

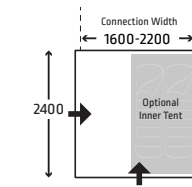
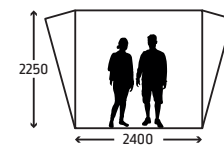
Tailgater Drive-Away Awning

- Width: 2400 mm
- Depth: 2400 mm
- Connection width: 1600-2200 mm
- Connection Height: 1600 - 2100 mm
- Height at front: 2250 mm
- Weight: 11.15 kg
- Pack Size: 690 x 250 x 230 mm

Ref. No. 9120001231


Optional Inner Tent

Ref. No. 9120001249



Weathershield™ 68D

Super lightweight 68D polyester is easy to handle, durable and waterproof.



Fibreglass Frame

Durable fibreglass poles are simple to set up and greatly reduce the net weight of the tent.



Wet Weather Entrance

Provides sheltered access to the tent and prevents rain running in when you unzip the door.



Action

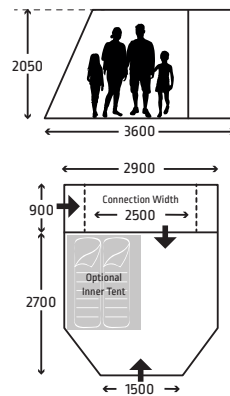
Embrace the outdoors

Ideal for campers who are always on the go. The Action is a free-standing awning allowing you to drive-away while still reserving your pitch on site. Boasting a spacious living area and full-height windows with privacy blinds, the awning comes with a fully waterproof clip-in groundsheet and a large protective canopy. Fibreglass and AIR Frame models are available.



Action AIR Drive-Away Awning

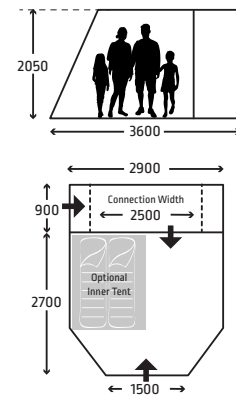
- Width: 2900 mm
- Depth: 2700 mm
- Tunnel width: 2900 mm
- Tunnel depth: 900 mm
- Connection Height: 1800 - 2100 mm
- Height at front: 2050 mm
- Weight: 14.83 kg
- Pack Size: 680 x 360 x 340 mm



Ref. No. 9120001238

Action Drive-Away Awning

- Width: 2900 mm
- Depth: 2700 mm
- Tunnel width: 2900 mm
- Tunnel depth: 900 mm
- Connection Height: 1800 - 2100 mm
- Height at front: 2050 mm
- Weight: 13.01 kg
- Pack Size: 720 x 300 x 270 mm




Ref. No. 9120001240



Weathershield™ 68D

Super lightweight 68D polyester is easy to handle, durable and waterproof.



Wet Weather Entrance

Provides sheltered access to the tent and prevents rain running in when you unzip the door.




Mesh Front Door

A large mesh panel behind the front door adds ventilation and comfort in hot weather.



Weathershield™ 68D

Super lightweight 68D polyester is easy to handle, durable and waterproof.



Mesh Front Door

A large mesh panel behind the front door adds ventilation and comfort in hot weather.



Clip-In Groundsheet

Clip-in the groundsheet to add underfoot comfort and protect from inclement weather.

Trip

Updated
for 2022

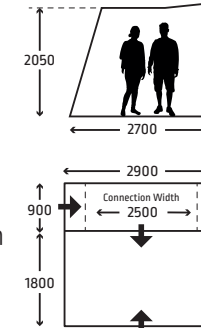
Pitch up

The Trip guarantees a fast set-up and take-down, even when touring solo. Packed with features including a large wet weather entrance, two full-height windows with roll down blinds and a generous roll-to-side front door. The connecting tunnel has a convenient side door for easy access. Fibreglass and AIR Frame models are available.



Trip AIR Drive-Away Awning

- Width: 2900 mm
- Depth: 1800 mm
- Tunnel width: 2900 mm
- Tunnel depth: 900 mm
- Connection Height: 1800 - 2100 mm
- Height at front: 2050 mm
- Weight: 11.75 kg
- Pack Size: 720 x 320 x 320 mm

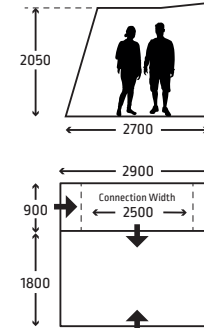


Ref. No. 9120001239



Trip Drive-Away Awning

- Width: 2900 mm
- Depth: 1800 mm
- Tunnel width: 2900 mm
- Tunnel depth: 900 mm
- Connection Height: 1800 - 2100 mm
- Height at front: 2050 mm
- Weight: 9.95 kg
- Pack Size: 700 x 240 x 240 mm



Ref. No. 9120001241

Inflatable Camping Tents

Studland 8 AIR New

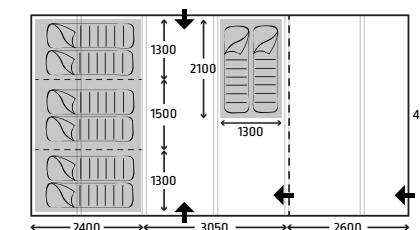
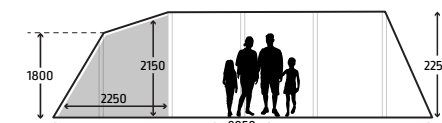
Feel at home outdoors

Constructed with durable Weathershield 68D material, the versatile Studland 8 AIR offers an easy set-up thanks to its Kampa AIR Frame. High-specification features include a multi-position front door which you can roll back to create a large sun canopy, or, in less favorable conditions, close off to maximize indoor living space.

Studland 8 AIR Inflatable Tent

- Length: 8050 mm
- Width: 4300 mm
- Height: 2250 mm / 1800 mm
- Weight: 34.2 kg
- Pack Size: 850 x 480 x 460 mm

Ref. No. 9120002016



Weathershield™ 68D
Super lightweight 68D polyester is easy to handle, durable and waterproof



Spacious interior

The large living area is accessed step-free from the front and left side. Increase the space further by removing the front two-berth inner.



Wet Weather Entrance

Provides sheltered access to the tent and prevents rain running in when you unzip the door.



Multi Position Front Door

Roll aside the 6-position front porch door for a seamless transition from outside to inside.



Croyde 6 AIR

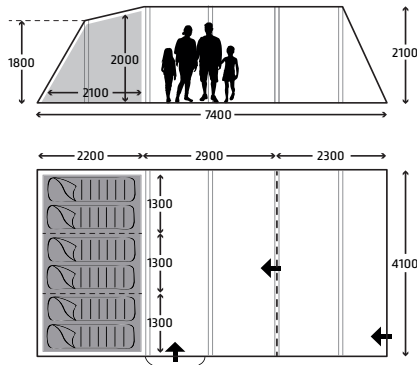
Experience the great outdoors

Constructed with durable Weathershield™ 150D material, the versatile Croyde 6 AIR offers a high level of specification with an easy set-up thanks to the Kampa AIR Frame. Roll back the multi-position front door to create a large sun canopy, or, in less favourable conditions, close it off to maximize indoor living space.

Croyde 6 AIR Inflatable Tent

- Length: 7400 mm
- Width: 4100 mm
- Height: 2100 mm / 1800 mm
- Weight: 29.11 kg
- Pack Size: 850 x 460 x 460 mm

Ref. No. 9120001252



Weathershield™ 68D

Super lightweight 68D polyester is easy to handle, durable and waterproof

Croyde 6 AIR TC

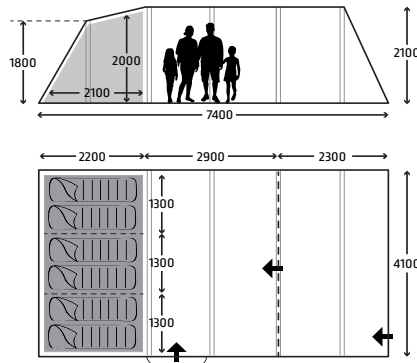
Space for the whole family

The Croyde 6 AIR TC's spacious living area features full-height windows with front and side mesh panels and a large inner tent at the rear, which can be divided into three bedrooms. An integrated covered side entrance provides sheltered access to the tent. The durable Weathershield™ TC material reduces condensation and regulates the temperature to keep you comfortable in warm climates.

Croyde 6 AIR TC Inflatable Tent

- Length: 7400 mm
- Width: 4100 mm
- Height: 2100 mm / 1800 mm
- Weight: 37.23 kg
- Pack Size: 820 x 560 x 500 mm

Ref. No. 9120001250



Weathershield™ TC

Polycotton material reduces condensation and regulates the interior temperature



Mesh Doors

Zippered mesh panels sit behind the left-hand side and front doors, adding comfort in hot weather.

Wet Weather Entrance

Provides sheltered access to the tent and prevents rain running in when you unzip the door.

Multi Position Front Door

Adapt to suit the weather, simply zip and roll the front door back in 3 stages from fully open to closed.



Hayling AIR

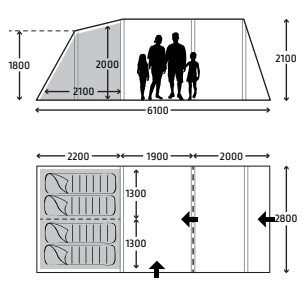
Immerse yourself in nature

Durable Weathershield 68D fabric and the latest AIR Frame technology ensure the Hayling AIR remains a family favourite. Doors on the left-hand side and front panel feature mesh screens to maintain airflow and the front canopy provides valuable outdoor living space. Low and high ventilation points and darkened bedrooms ensure you're comfortable whatever the weather.



Hayling 4 AIR Inflatable Tent

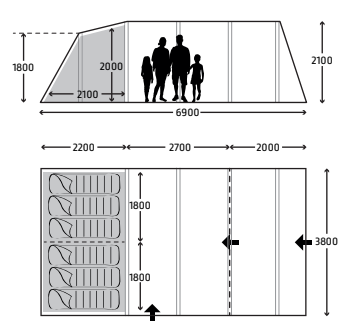
- Length: 6100 mm
- Width: 2800 mm
- Height: 2100 mm / 1800mm
- Weight: 19.69 kg
- Pack Size: 780 x 400 x 400 mm



Ref. No. 9120001254

Hayling 6 AIR Inflatable Tent

- Length: 6900 mm
- Width: 3800 mm
- Height: 2100 mm / 1800mm
- Weight: 25.18 kg
- Pack Size: 800 x 440 x 440 mm



Ref. No. 9120001253

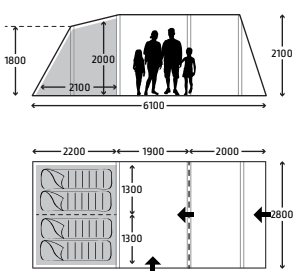
Hayling 4 AIR TC

Stay in style


Breathable Weathershield™ Classic fabric reduces condensation and ensures the Hayling Classic AIR always keeps you comfortable. The large living area houses a flexible rear inner tent. Doors on the left-hand side and front panel benefit from zipped mesh screens, while the integral front canopy provides valuable outdoor living space.

Hayling 4 AIR TC Inflatable Tent

- Length: 6100 mm
- Width: 2800 mm
- Height: 2100 mm / 1800mm
- Weight: 25.38 kg
- Pack Size: 740 x 480 x 430 mm



Ref. No. 9120001251



Weathershield™ TC

Polycotton material reduces condensation and regulates the interior temperature



Hayling 4 Air TC Ref. No. 9120001251



Weathershield™ 68D

Super lightweight 68D polyester is easy to handle, durable and waterproof.



Darkened Bedrooms

Inner tents use dark materials to block out early morning sunlight for a good night's sleep.



Mesh Doors

Zipped mesh panels sit behind the left-hand side and front doors, adding comfort in hot weather.



Brean AIR

Pitch in minutes

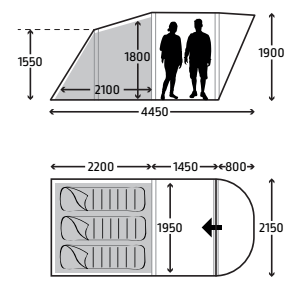
The Brean 3 and 4 AIR are ideal touring tents. Kampa AIR Frame technology's simple set up ensures reliable performance even in poor weather and the simplest set-up. Unzip the front D door to reveal the mesh panel behind, an essential feature for regulating the interior temperature and reducing condensation.



Brean 3 AIR Inflatable Tent

- Length: 3650 mm
- Width: 2150 mm
- Height: 1900 mm / 1550mm
- Weight: 13.78 kg
- Pack Size: 760 x 340 x 340 mm

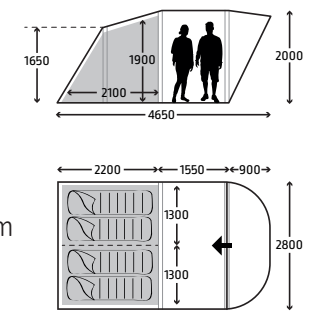
Ref. No. 9120001256



Brean 4 AIR Inflatable Tent

- Length: 3750 mm
- Width: 2800 mm
- Height: 2000 mm / 1650 mm
- Weight: 15.68 kg
- Pack Size: 760 x 350 x 350 mm

Ref. No. 9120001255



Brean 4 AIR TC

New

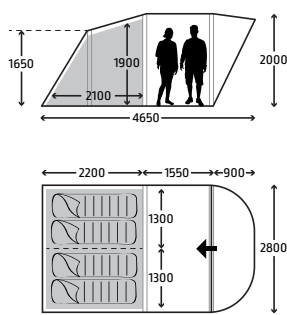
Stay comfortably

The Brean 4 AIR is the ideal touring tent. Convenient to set up thanks to its Kampa AIR Frame technology, it ensures reliable performance in all weather. Technical cotton regulates the breathability and comfort. Unzip the front door to reveal the mesh panel behind, an essential feature for keeping the interior temperature cool and reducing condensation.

Brean 4 AIR TC Inflatable Tent

- Length: 3750 mm
- Width: 2800 mm
- Height: 2000 mm / 1650 mm
- Weight: 20 kg
- Pack Size: 720 x 370 x 350 mm

Ref. No. 9120002015



Weathershield™ TC

Polycotton material reduces condensation and regulates the interior temperature



Mesh Doors

Zippered mesh panels sit behind the left-hand side and front doors, adding comfort in hot weather.



Darkened Bedrooms

Inner tents use dark materials to block out early morning sunlight for a good night's sleep.



Weathershield™ 68D

Super lightweight 68D polyester is easy to handle, durable and waterproof.

Poled Camping Tents



Croyde 6

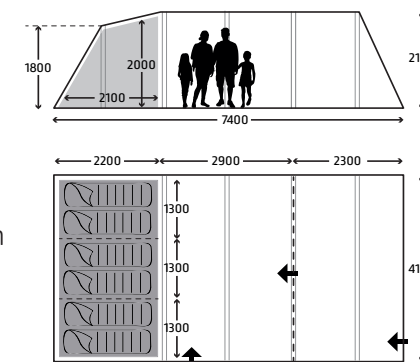
Exceptional family camping

Easy to handle, the ultra-lightweight Weathershield™ 68D material offers exceptional value, is highly weather resistant and provides advanced protection against UV degradation. The spacious Croyde 6 features ventilated access to the front and left side, as well as a large 3 position front canopy door, perfect for enjoying the summer sun.

Croyde 6 Poled Tent

- Length: 7400 mm
- Width: 4100 mm
- Height: 2100 mm / 1800mm
- Weight: 30.03 kg
- Pack Size: 760 x 370 x 370 mm

Ref. No. 9120001257




Weathershield™ 68D

Super lightweight 68D polyester is easy to handle, durable and waterproof.



Wet Weather Entrance

Provides sheltered access to the tent and prevents rain running in when you unzip the door.



Fibreglass Frame

Durable fibreglass poles are simple to set up and greatly reduce the net weight of the tent.

Watergate 8

Make the most of the outdoors

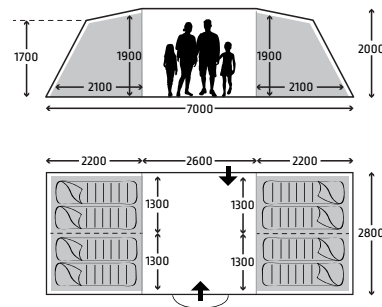
The light and airy Watergate has two large side doors, one covered with a protective wet weather canopy, featuring a secondary mesh panel and full-height windows. Enjoy impressive headroom throughout; you can even stand in the bedrooms. The rear panel ventilation and a fully sewn-in groundsheet keep you comfortable in wet conditions too.



Watergate 8 Poled Tent

- Length: 7000 mm
- Width: 2800 mm
- Height: 2000 mm / 1740mm
- Weight: 22.57 kg
- Pack Size: 760 x 350 x 350 mm

Ref. No. 9120001258



Watergate Canopy

This optional front canopy simply fixes onto the tent for additional living space and overhead cover. Protection from the elements enhances your comfort while camping with friends and family.

Watergate Canopy

- Length: 3000 mm
- Width: 2600 mm
- Height: 2000 mm
- Weight: 7.95 kg
- Pack Size: 620 x 200 x 180 mm

Ref. No. 9120001263



Weathershield™ 68D

Super lightweight 68D polyester is easy to handle, durable and waterproof.



Darkened Bedrooms

Inner tents use dark materials to block out early morning sunlight for a good night's sleep.



Mesh Ventilation

High and low level vents ventilate the tent reducing condensation and improving comfort.

Optional Extra

Hayling

Start your adventure



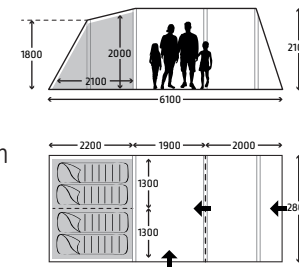
The Hayling offers the perfect combination of features, quality and value. Its variable rear bedroom inner tent features multiple partitions and a darkened fabric to keep you comfortable at night. The left-hand side door includes a mesh panel to maintain airflow, while the large front canopy provides generous outdoor living space. Lightweight Dynaflex fibreglass poles offer great strength and durability for years of family camping trips.



Hayling 4 Poled Tent

- Length: 6100 mm
- Width: 2800 mm
- Height: 2100 mm / 1800mm
- Weight: 17.6 kg
- Pack Size: 720 x 310 x 310 mm

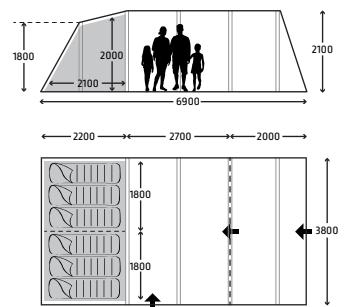
Ref. No. 9120001260



Hayling 6 Poled Tent

- Length: 6900 mm
- Width: 3800 mm
- Height: 2100 mm / 1800mm
- Weight: 22.55 kg
- Pack Size: 760 x 350 x 350 mm

Ref. No. 9120001259



Weathershield™ 68D

Super lightweight 68D polyester is easy to handle, durable and waterproof.



Mesh Doors

Zippered mesh panels sit behind the left-hand side and front doors, adding comfort in hot weather.



Darkened Bedrooms

Inner tents use dark materials to block out early morning sunlight for a good night's sleep.

Brean

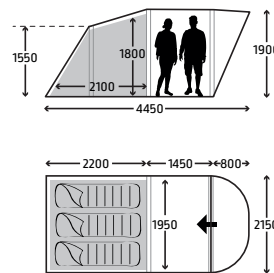
Ready for the next adventure

Ideal for touring and couples, the Brean offers ample headroom and an easy set-up. The fibreglass frame is both lightweight and durable, while the clever design ensures the Brean is compact yet practical – ready for your next adventure.



Brean 3 Poled Tent

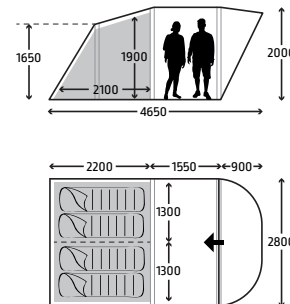
- Length: 3650 mm
- Width: 2150 mm
- Height: 1900 mm / 1550mm
- Weight: 11.75 kg
- Pack Size:
690 x 270 x 250 mm



Ref. No. 9120001262

Brean 4 Poled Tent

- Length: 3750 mm
- Width: 2800 mm
- Height: 2000 mm / 1650mm
- Weight: 14.37 kg
- Pack Size:
690 x 290 x 270 mm



Ref. No. 9120001261



Weathershield™ 68D

Super lightweight 68D polyester is easy to handle, durable and waterproof.



Darkened Bedrooms

Inner tents use dark materials to block out early morning sunlight for a good night's sleep.



Fibreglass Frame

Durable fibreglass poles are simple to set up and greatly reduce the net weight of the tent.

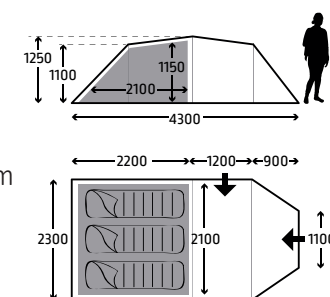
Mersea

Festival season



Mersea 3 Poled Tent

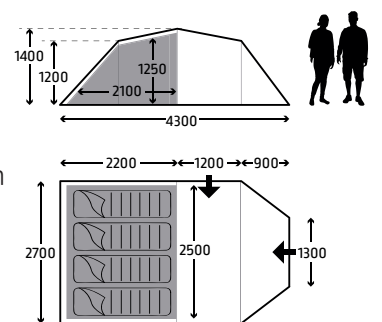
- Length: 4300 mm
- Width: 2300 mm
- Height: 1100 mm / 1250mm
- Weight: 7.15 kg
- Pack Size:
630 x 230 x 220 mm



Ref. No. 9120000234

Mersea 4 Poled Tent

- Length: 4300 mm
- Width: 2700 mm
- Height: 1200 mm / 1400mm
- Weight: 8.1 kg
- Pack Size:
630 x 230 x 240 mm



Ref. No. 9120000235




Weathershield™ 63D

Featherweight 63D polyester offers great value and advanced protection against the elements.



Mesh Door

A large, zipped mesh panel behind the right-hand side door adds comfort in hot weather.



Fibreglass Frame

Durable fibreglass poles are simple to set up and greatly reduce the net weight of the tent.

Brighton

Explore with ease



This compact tent is packed full of features: adjustable pegging points, tough fibreglass poles and weather protected rear ventilation. Ensure your comfort while exploring the outdoors.

Brighton 2 Poled Tent

- Length: 2600 mm
- Width: 1600 mm
- Height: 980 mm / 1200mm
- Weight: 3.9 kg
- Pack Size: 610 x 130 x 160 mm

Ref. No. 9120000242

Brighton 3 Poled Tent

- Length: 2850 mm
- Width: 1800 mm
- Height: 980 mm / 1200mm
- Weight: 4.1 kg
- Pack Size: 610 x 130 x 160 mm

Ref. No. 9120000240

Brighton 4 Poled Tent

- Length: 3000 mm
- Width: 2400 mm
- Height: 1080 mm / 1300mm
- Weight: 5.1 kg
- Pack Size: 620 x 170 x 160 mm

Ref. No. 9120000238

Brighton 5 Poled Tent


- Length: 3800 mm
- Width: 2900 mm
- Height: 1700 mm / 1950mm
- Weight: 8.2 kg
- Pack Size: 710 x 220 x 220 mm

Ref. No. 9120000236



Weathershield™ 63D

Featherweight 63D polyester offers great value and advanced protection against the elements.



Fibreglass Frame

Durable fibreglass poles are simple to set up and greatly reduce the net weight of the tent.



Sewn-In Groundsheet

The groundsheet is stitched to the inner tent for comfort and protection from inclement weather.

Shelters and Windbreaks



AIR Shelter

The AIR shelter is very quick to pitch, inflation is achieved in no time at all thanks to the supplied hand pump, simply peg the four corners and inflate from the two inflation points on the outside of the shelter. On the underside of the shelter, tensioning straps ensure a square shape is maintained whilst durable guylines and supplied pegs keep the shelter stable. Four side panels are included as standard for privacy and extra weather protection.

Windbreaks

Add privacy and extra protection from the wind with our four pole windbreak. Its clear horizontal panel ensures you'll still get a great view of your surroundings.



New

AIR Shelter 200
Inflatable Shelter

- Length: 2000 mm
- Width: 2000 mm
- Height: 2250 mm
- Weight: 3.73 kg
- Pack Size: 650 x 280 x 230 mm

Ref. No. 9120002020

AIR Shelter 300
Inflatable Shelter

- Length: 3000 mm
- Width: 3000 mm
- Height: 2250 mm
- Weight: 7.9 kg
- Pack Size: 680 x 290 x 260 mm

Ref. No. 9120001283

AIR Shelter 400
Inflatable Shelter

- Length: 4000 mm
- Width: 4000 mm
- Height: 2300 mm
- Weight: 9.47 kg
- Pack Size: 680 x 320 x 280 mm

Ref. No. 9120001284



Windbreak - Fog

- Length: 5000 mm
- Height: 1400 mm
- Weight: 2.74 kg
- Pack Size: 600 x 100 x 130 mm

Ref. No. 9120001285

Windbreak - Midnight

- Length: 5000 mm
- Height: 1400 mm
- Weight: 2.74 kg
- Pack Size: 600 x 100 x 130 mm

Ref. No. 9120001286

Windbreak - Fern

- Length: 5000 mm
- Height: 1400 mm
- Weight: 2.74 kg
- Pack Size: 600 x 100 x 130 mm

Ref. No. 9120001287

Shelter

New



Add shelter to any outdoor occasion. With flexible fiberglass poles and lightweight 68D polyester material, the Kampa Shelter 300 is easy to set up, waterproof and packs down compactly too. Four side panels are included as standard for privacy and extra weather protection.

Shelter 300
Poled Shelter

- Length: 3000 mm
- Width: 3000 mm
- Height: 2250 mm
- Weight: 3.79 kg
- Pack Size: 630 x 210 x 150 mm

Ref. No. 9120002021

Toilet Tents

Loo-Loo
Toilet Tent

- Length: 1200 mm
- Width: 1200 mm
- Height: 2250 mm
- Weight: 2.2 kg
- Pack Size: 620 x 100 x 100 mm

Ref. No. 9120000838

Privvy
Toilet Tent

- Length: 1200 mm
- Width: 1200 mm
- Height: 1900 mm
- Weight: 2.78 kg
- Pack Size: 630 x 190 x 120 mm

Ref. No. 9120000837



Loo-Loo

Privvy

Awning and Tent Specific Accessories



Tent Canopy New

Upgrade your tent

Extend your camping tent and enjoy additional covered space on your pitch. These universal tent canopy's are compatible with Kampa poled and inflatable tents.



Tent Canopy 300 Universal

- Width: 3000 mm
- Depth: 180 mm
- Height: 2100 mm
- Weight: 5.69 kg
- Pack Size: 700 x 200 x 300 mm

Ref. No. 9120002017



Tent Canopy 400 Universal

- Width: 4000 mm
- Depth: 180 mm
- Height: 2200 mm
- Weight: 6.53 kg
- Pack Size: 700 x 200 x 360 mm

Ref. No. 9120002018




Multi-position porch door

Roll aside the multi-position front porch door for a seamless transition from outside to inside.



Universal fitment

Easily attach to Kampa tents with the adjustable webbing straps and elasticated canopy hem.



Lightweight Frame

DynaLite aluminum front uprights and DynaFlex roof poles reduce the carry weight without compromising performance.



Carpets and Flooring

Fleece Carpet To Fit	Ref. No.
Cross	9120002001
Cross TG	9120002002
Action	9120002003
Trip	9120002004
Tailgater AIR	9120002005
Tailgater	9120002006
Studland 8	9120002007
Croyde 6	9120002008
Watergate 8	9120002009
Hayling 6	9120002010
Hayling 4/Touring	9120002011
Brean 4/Sprint	9120002012
Brean 3	9120002013

Footprint To Fit	Ref. No.
Cross	9120000132
Cross TG	9120000133
Action	9120000134
Trip	9120000135
Sprint Air	9120002000
Tailgater AIR	9120000142
Tailgater	9120000143
Studland 8	9120002014
Croyde 6	9120000223
Watergate 8	9120001270
Hayling 6	9120001271
Hayling 4/Touring	9120001272
Brean 4	9120001273
Brean 3	9120001274



Inner Tents

Inner Tents To Fit	SKU
Action	9120001305
Tailgater AIR	9120001306
Tailgater	9120001249



Accessories



Field Kitchens

Stoves and Hobs



Chieftain Field Kitchen

- Fabric: 600D PVC Polyester
- Tabletop: Laminated fibreboard
- Frame: Powder coated steel
- Open Size (W x D x H mm): 850 x 500 x 1310
- Tabletop size: 850 x 500
- Pack size (L x W x H mm): 1055 x 140 x 550
- Loading capacity: 30 kg
- Weight: 14.82 kg

Ref. No. 9120001413



Commander Field Kitchen

- Fabric: Polyester
- Tabletop: Laminated fibreboard
- Frame: Powder coated steel
- Size (W x D x H mm): 1210 x 490 x 800
- Tabletop size: 680 x 490
- Side table size (W x D mm): 590 x 415
- Pack size (L x W x H mm): 800 x 120 x 500
- Loading capacity: 30 kg
- Weight: 9.3 kg

Ref. No. 9120001414



Universal Windshield

- Frame: Powder coated steel
- Size (W x D x H mm): 620 x 330 x 210
- Pack size (L x W x H mm): 310 x 15 x 620
- Weight: 1 kg

Ref. No. 9120000482

Explore the full range at
kampaoutdoors.com

Fornello Double Hob & Grill

- Two high performance, fully adjustable 1.5kW burners
- Powerful 1.5kW grill
- Matchless ignition of hob burners
- Complete with grill pan
- Works from most gas cylinders with appropriate regulator
- Size: 205 x 205 x 75 mm
- Weight: 1.42kg

Requirements for operation:

- Butane or propane gas cylinder (not supplied)
- Gas regulator - 28-30 mbar for butane / 37 mbar for propane
- Gas hose (BS3212:2) - maximum length 1.5 metres

Ref. No. 9120001862



New



EVO Series 2 Portable Gas Stove

- Integrated ignition function - no matches needed
- 2.2 kW extremely fast cast alloy burner
- Variable heating control of simmer until quick boil
- 2-stage double overpressure protection
- Stainless steel top cover for gas cartridge
- Works with widely used P220 self-closing Cartridges
- Protective carrying case included
- Size: 372 x 260 x 123 mm
- Weight: 1.75kg (2.8kg with carrying case)

Ref. No. 9120001863



Sizzle Barbecue

- Automatic ignition – no need for matches
- 2.3 kW / 160g/h extra high speed stainless steel burner – for fast cooking and long life
- Built-in pressure safety device
- Removable drip tray – easy to clean
- Operates with widely available P220 self sealing cartridge
- Up to 2½ hours cooking from one cartridge
- Protective carry case for clean storage and easy transport
- Size: 435 x 25 x 100 mm
- Weight: 2.9kg

Ref. No. 9120001358

Chairs

New
Recycled
Material



MADE WITH
RECYCLED
MATERIALS

Tub Chair Eco

- Fabric: RPET
- Frame: Powder coated steel
- Size (W x D x H mm): 630 x 460 x 865
- Seat size (W x D x H mm): 435 x 420 x 450
- Backrest size (W x H mm): 475 x 440
- Pack size (L x W x H mm): 880 x 220 x 250
- Loading capacity: 120 kg
- Weight: 3.16 kg



Charcoal - 9120002053



Blue - 9120002053



Acer - 9120002053

New

XL Tub Chair

- Fabric: Polyester
- Frame: Powder coated steel
- Size (W x D x H mm): 740 x 600 x 800
- Seat size (W x D x H mm): 460 x 500 x 460
- Backrest size (W x H mm): 540 x 400
- Pack size (L x W x H mm): 925 x 680 x 325
- Loading capacity: 120 kg
- Weight: 5.1 kg

Ref. No. 9120002056

Chief Chair

- Fabric: Polyester
- Frame: Powder coated steel
- Size (W x D x H mm): 610 x 700 x 960
- Seat size (W x D x H mm): 560 x 440 x 500
- Backrest size (W x H mm): 550 x 480
- Pack size (L x W x H mm): 1100 x 240 x 285
- Loading capacity: 100 kg
- Weight: 5.3 kg

Ref. No. 9120002057

Chief Footstool

- Fabric: Polyester
- Frame: Powder coated steel
- Size (W x D x H cm): 640 x 460 x 470
- Pack size (L x W x H cm): 660 x 160 x 350
- Loading capacity: 30 kg
- Weight: 3.5 kg

Ref. No. 9120002058

New

Explore the full range at
kampaoutdoors.com



Tub Chair

- Fabric: Polyester
- Frame: Powder coated steel
- Size (W x D x H mm): 630 x 460 x 865
- Seat size (W x D x H mm): 435 x 420 x 450
- Backrest size (W x H mm): 475 x 440
- Pack size (L x W x H mm): 880 x 220 x 250
- Loading capacity: 120 kg
- Weight: 3.16 kg



Fern - 9120001422



Fog - 9120001420




Sunset - 9120001423



Ember - 9120001419




Midnight - 9120001421




Ember - 9120001418




Fog - 9120001415



Midnight - 9120001416



Fern - 9120001417



Sunset - 9120001418

XL High Back Chair

- Fabric: Polyester
- Frame: Powder coated steel
- Size (W x D x H mm): 860 x 560 x 1070
- Seat size (W x D x H mm): 620 x 540 x 470
- Backrest size (W x H mm): 650 x 620
- Pack size (L x W x H mm): 950 x 222 x 200
- Loading capacity: 120 kg
- Weight: 3.54 kg

Sandy Low Chair

- Fabric: Polyester
- Frame: Powder coated steel
- Size (W x D x H mm): 450 x 540 x 670
- Seat size (W x D x H mm): 520 x 400 x 220
- Backrest size (W x H mm): 520 x 595
- Pack size (L x W x H mm): 760 x 150 x 160
- Loading capacity: 100 kg
- Weight: 3 kg



Midnight - 9120001426



Fog - 9120001425



Fern - 912000147



Sunset - 9120001428



Ember - 9120001419

Mini Tub Chair

- Fabric: Polyester
- Frame: Powder coated steel
- Size (W x D x H mm): 440 x 390 x 630
- Seat size (W x D x H mm): 340 x 355 x 330
- Backrest size (W x H mm): 380 x 355
- Pack size (L x W x H mm): 640 x 200 x 200
- Loading capacity: 60 kg
- Weight: 2.7 kg



Unicorns - 9120000494



Woodland Creatures -
9120000495



Animal Traffic -
9120000495

Storage

Rosie Cupboard

- Width: 590 mm
- Depth: 480 mm
- Height: 1040 mm
- Weight: 6.9 kg
- Pack Size: 550 x 80 x 410 mm

Ref. No. 9120001276



Susie Cupboard

- Width: 590 mm
- Depth: 480 mm
- Height: 1400 mm
- Weight: 8.3 kg
- Pack Size: 680 x 80 x 410 mm

Ref. No. 9120001275



Tilly Cupboard

- Width: 605 mm
- Depth: 515 mm
- Height: 660 mm
- Weight: 6.12 kg
- Pack Size: 610 x 110 x 520 mm

Ref. No. 9120000562



Amber Cupboard

- Width: 600 mm
- Depth: 505 mm
- Height: 990 mm
- Weight: 5.8 kg
- Pack Size: 600 x 80 x 625 mm

Ref. No. 9120000563



Grace Cupboard

- Width: 600 mm
- Depth: 515 mm
- Height: 1200 mm
- Weight: 6.9 kg
- Pack Size: 790 x 80 x 615 mm

Ref. No. 9120000564



Maddie Wardrobe

- Width: 900 mm
- Depth: 670 mm
- Height: 1400 mm
- Weight: 10.48 kg
- Pack Size: 900 x 110 x 800 mm

Ref. No. 9120000566



Zara Cupboard

- Width: 1100 mm
- Depth: 535 mm
- Height: 900 mm
- Weight: 10 kg
- Pack Size: 1100 x 120 x 570 mm

Ref. No. 9120000565



Tables



Camping Low Table

- Tabletop: Laminated fibreboard
- Frame: Powder coated steel
- Table size: 600 x 400 x 270 mm
- Tabletop size: 600 x 400 mm
- Pack size: 600 x 400 x 20 mm
- Loading capacity: 30 kg
- Weight: 2.1 kg

Ref. No. 9120001023



Camping Side Table

- Tabletop: Laminated fibreboard
- Frame: Powder coated steel
- Table size: 600 x 400 x 450 mm
- Tabletop size: 600 x 400 mm
- Pack size: 600 x 400 x 40 mm
- Loading capacity: 30 kg
- Weight: 2.3 kg

Ref. No. 9120001024



Camping Medium Table

- Tabletop: Laminated fibreboard
- Frame: Powder coated steel
- Table size: 800 x 600 x 700 mm
- Tabletop size: 800 x 600 mm
- Pack size: 800 x 600 x 40 mm
- Loading capacity: 30 kg
- Weight: 3 kg

Ref. No. 9120001025



Camping Large Table

- Tabletop: Laminated fibreboard
- Frame: Powder coated steel
- Table size: 1220 x 610 x 710 mm
- Tabletop size: 1220 x 610 mm
- Pack size: 1220 x 615 x 40 mm
- Loading capacity: 30 kg
- Weight: 4 kg

Ref. No. 9120001026



Awning Table

- Tabletop: Multi-ply plywood
- Frame: Aluminium
- Table size: 1100 x 700 x 720 mm
- Tabletop size: 1100 x 700 mm
- Pack size: 1100 x 700 x 50 mm
- Loading capacity: 50 kg
- Weight: 6.42 kg

Ref. No. 9120000559



Happy Table

- Tabletop: Plastic
- Frame: Powder coated aluminium
- Table size: 1340 x 820 x 680 mm
- Tabletop size: 855 x 650 mm
- Pack size: 860 x 390 x 105 mm
- Loading capacity: 85 kg per seat
- Weight: 6.8 kg

Ref. No. 9120001028

Tableware

Explore the full range at
kampaoutdoors.com



Classic White
Non-Slip 12 Piece Set

- Dinner Plate 265 mm
- Side Plate 215 mm
- Bowls 156 x 55 mm

12pc Set: 9120000592
Dinner Plate: 9120000593
Side Plate: 9120000594
Bowl: 9120000595



Classic Grey
Non-Slip 12 Piece Set

- Dinner Plate 265 mm
- Side Plate 215 mm
- Bowls 156 x 55 mm

12pc Set: 9120000597
Dinner Plate: 9120000598
Side Plate: 9120000599
Bowl: 9120000600



Aegean
12 Piece Set

- Dinner Plate 276 mm
- Side Plate 230 mm
- Bowls 190 x 52 mm

12pc Set: 9120000602
Dinner Plate: 9120000603
Side Plate: 9120000604
Bowl: 9120000605
Salad Bowl: 9120000607



Terracotta
12 Piece Set

- Dinner Plate 276 mm
- Side Plate 230 mm
- Bowls 190 x 52 mm

12pc Set: 9120000608
Dinner Plate: 9120000609
Side Plate: 9120000610
Bowl: 9120000611
Salad Bowl: 9120000613



Java
12 Piece Set

- Dinner Plate 276 mm
- Side Plate 230 mm
- Bowls 190 x 52 mm

12pc Set: 9120000620
Dinner Plate: 9120000621
Side Plate: 9120000622
Bowl: 9120000623
Salad Bowl: 9120000625



Ebony
12 Piece Set

- Dinner Plate 266 mm
- Side Plate 210 mm
- Bowls 157 x 55 mm

12pc Set: 9120001335
Dinner Plate: 9120000588
Side Plate: 9120000589
Bowl: 9120000590

Mug Sets

Our 4-piece mug sets combine attractive colours and a unique to Kampa design. Constructed using ABS, these mugs feature a non slip base, are dishwasher safe and are rated to 90°C.



Acrylic Glassware New



Soho 2 x White Wine Glasses	Soho 2 x Tumblers	Tall Tumbler 4 x Glasses	Beer Glass 2 x Glasses
• Capacity: 450ml (16 fl oz)	• Capacity: 350ml (12 fl oz)	• Capacity: 420ml (14 fl oz)	• Capacity: 660ml (23 fl oz)
Ref. No. 9120002065	Ref. No. 9120002068	Ref. No. 9120002073	Ref. No. 9120002074

Explore the full range at
kampaoutdoors.com

Trucker Trolley

Trucker Trolley

- Length: 900 mm
- Width: 480 mm
- Height: 550 mm

Ref. No. 9120001288



Lighting

Signal Headtorch

- On/off switch
- White light
- 3 modes: Full brightness/Dimmed/Flashing
- Size 55 x 35 x 40 mm



Blue - 9120001447

Acer - 9120001448

Sunrise - 9120001449

Flare Lantern

- 3 x super bright COB LED's
- Light collapses into base
- Turns on/off by opening and closing the light
- White light
- Requires 3 x AA batteries (not included)
- Size 87 x 87 x 247 mm



Blue - 9120001441

Acer - 9120001442

Sunrise - 9120001443

SabreLink

- Available as starter and add-on kits
- Up to three lights can link together
- Operated using a remote control
- Brightness can be adjusted
- Suitable for tents and awnings
- 30 and 48 super bright LED versions
- Complete with mains and 12V adaptor in starter kit (UK and EURO plug versions available)
- Carabiner clips and velcro included

Starter Kit



30 LED: 9120000343

48 LED: 9120000345

Add-on Kit



30 LED: 9120000344

48 LED: 9120000346

Sanitary

Geyser Hot Water System

Enjoy the comfort of hot water on tap. This mobile hot water system will provide hot water through a tap or shower head. Ideal for camping, off-roading, dog shows, mobile catering, equine events, anywhere hot water is required!

- Hot water from the tap or showerhead
- Adjustable water temperature
- Heats to 25°C above input temperature (temperature rise). Water can be re-circulated for higher temperatures.
- Strong water flow – 2.5 l per minute
- Automatic ignition system
- Built-in safety features
- Comes complete with a strong carry case
- Carrying handles
- Works from most popular gas cylinders with appropriate regulator (not supplied)
- Heats water 30°C to 55°C
- Complete with carry case
- 310 x 245 x 300 mm

Ref. No. 9120000829



King Khazi

- Removable waste container, easy to empty
- Compact when not in use
- Comes with toilet roll holder
- Size: 390 x 360 x 450 mm
- Maximum loading capacity: 150 Kg
- Weight: 2.45 kg



Ref. No. 9120000834



Portaflush 20

- 20 l waste holding tank
- Double sealed valve protects against leakage and odors
- Hygienic and easy to clean
- Heavy duty corrosion resistant quick-release side latches
- Easy to empty
- Size: 420 x 360 x 410 mm
- Loading Capacity: 200kg

Ref. No. 9120000836

Blue Toilet Fluid

1L: 9120000839
2.5L: 9120000840
5L: 9120000841



Pink Toilet Fluid

1L: 9120000842
2.5L: 9120000843
5L: 9120000844



Green Toilet Fluid & Rinse

1L: 9120000845
2.5L: 9120000846
5L: 9120000847



Cleaning



Concentrated Cleaner - 1L Eco Pouch

Ref. No. 9120000849



Black Streak Remover - 1L

Ref. No. 9120000852



Awning & Tent Cleaner

1L Refill Pouch: Ref. No. 9120000857
1L Bottle: Ref. No. 9120000858



Waterless Wash

1L Refill Pouch: Ref. No. 9120000850
1L Bottle: Ref. No. 9120000851



Afterwash Protective Coating

1L Refill Pouch: Ref. No. 9120000853
1L Bottle: Ref. No. 9120000854



Interior All Purpose Cleaner

1L Refill Pouch: Ref. No. 9120000855
1L Bottle: Ref. No. 9120000856



Awning & Tent PVC Cleaner

1L Refill Pouch: Ref. No. 9120000859
1L Bottle: Ref. No. 9120000860



Awning & Tent Protector

1L Refill Pouch: Ref. No. 9120001438
1L Bottle: Ref. No. 9120001439



Technical Data

Technical Data

Drive-Away
Awnings



	Touring AIR TC		Touring AIR	
Ref.	LH: 9120001233	RH: 9120001232	LH: 9120001234	RH: 9120001235
Awning width (mm)	6100		6100	
Awning depth (mm)	2800		2800	
Highest point at front (mm)	2100		2100	
Connection height (mm)	1800 - 2100		1800 - 2100	
Pack size (L x W x H mm)	740 x 480 x 450		780 x 410 x 410	
Weight (kg)	29.45		22.19	
Material	Weathershield™ TC		Weathershield™ 68D	

Key features

SabreLink™ Flex ready	•	•
Cable entry point	•	•
Multi Point Inflation	•	•
Roll-to-side front panels	•	•
Blinds	•	•
Door in tunnel	•	•

Scope of delivery

Inner tent	•	•
Hand pump	•	•
Canopy pole	—	—
Connection guy lines	•	•
Peg pack	•	•
Carry bag	•	•

Optional extras

Annexe	—	—
Carpet	9120001267	9120001267
Footprint	9120001272	9120001272



Sprint AIR	Cross AIR	Cross AIR TG
9120001999	9120001236	9120001237
2800	3000	2700
1550	3000	2700
2000	2400	2400
1800 - 2100	1800 - 2100	1800 - 2100
720 x 320 x 300	760 x 350 x 350	760 x 350 x 350
12.08	16.15	15.2
Weathershield™ 68D	Weathershield™ 68D	Weathershield™ 68D

•	•	•
•	•	•
•	•	•
•	•	•
•	•	•
•	•	•

—	—	—
•	•	•
•	•	•
•	•	•
•	•	•
•	•	•

—	9120001242	9120001242
9120002012	9120001267	9120001267
9120002000	9120001272	9120001272

Technical Data

Drive-Away
Awnings



	Tailgater AIR	Tailgater
Ref.	9120001230	9120001231
Awning width (mm)	3050	2400
Awning depth (mm)	2150	2400
Highest point at front (mm)	–	–
Connection height (mm)	1600 - 2100	1600 - 2100
Pack size (L x W x H mm)	700 x 350 x 350	690 x 250 x 230
Weight (kg)	12.75	11.15
Material	Weathershield™ 68D	Weathershield™ 68D

Key features

SabreLink™ Flex ready	•	–
Cable entry point	•	•
Multi Point Inflation	•	–
Roll-to-side front panels	•	•
Blinds	•	•
Door in tunnel	–	–

Scope of delivery

Hand pump	•	–
Canopy pole	x 2	x 2
Pole set	–	•
Connection guy lines	•	•
Peg pack	•	•
Carry bag	•	•

Optional extras

Fleece carpet	9120001247	9120001248
Inner tent	9120001306	9120001249
Footprint	9120000142	9120000143



Action AIR	Action	Trip AIR	Trip
9120001238	9120001240	9120001239	9120001241
2900	2900	2900	2900
2700	2700	1800	1800
2050	2050	2050	2050
1800 - 2100	1800 - 2100	1800 - 2100	1800 - 2100
680 x 360 x 340	720 x 300 x 270	720 x 320 x 320	700 x 240 x 240
14.83	13.01	11.75	9.95
Weathershield™ 68D	Weathershield™ 68D	Weathershield™ 68D	Weathershield™ 68D

•	–	•	–
•	•	•	•
•	–	•	–
•	•	•	•
•	•	•	•
•	•	•	•

•	–	•	–
•	•	–	–
–	•	–	•
•	•	•	•
•	•	•	•
•	•	•	•

9120001245	9120001245	9120001246	9120001246
9120001305	9120001305	–	–
9120000134	9120000134	9120000135	9120000135

Annexe



	Cross AIR Annexe
Ref.	9120001242
Product width (mm)	2400
Product depth (mm)	1700
Height at rear (mm)	1570
Connection height (mm)	1700
Pack size (L x W x H mm)	540 x 240 x 240
Weight (kg)	4.64
Material	Weathershield™ 68D

Scope of delivery

Inner tent	•
Peg pack	•
Carry bag	•



Inner Tents

	Action	Tailgater AIR	Tailgater
Ref.	9120001305	9120001306	9120001249
Product length (mm)	2000	1900	2200
Product width (mm)	1400	1300	1300
Product height (mm)	1850	2000	2100
Pack size (L x W x H mm)	610 x 130 x 55	380 x 400 x 60	380 x 380 x 60
Weight (kg)	1.59	1.21	1.35
Material	Breathable polyester	Breathable polyester	Breathable polyester

Scope of delivery

Inner tent	•	•	•
Carry bag	•	•	•

Inflatable camping tents



	Studland 8 AIR	Croyde 6 AIR TC	Croyde 6 AIR
Ref.	9120002016	9120001250	9120001252
Tent length (mm)	8050	7400	7400
Tent width (mm)	4300	4100	4100
Tent height at front (mm)	2250	2100	2100
Tent height at rear (mm)	1800	1800	1800
Inner tent width (mm)	1300 / 1500 / 1300	1300 / 1300 / 1300	1300 / 1300 / 1300
Inner tent depth (mm)	2250	2100	2100
Inner tent height (mm)	2150	2000	2000
Side inner tent (W x D x H mm)	1300 x 2100 x 2150	–	–
Pack size (L x W x H mm)	850 x 480 x 460	820 x 560 x 500	850 x 460 x 460
Weight (kg)	34.2	37.23	29.11
Material	Weathershield™ 68D	Weathershield™ TC	Weathershield™ 68D

Key features

SabreLink™ Flex ready	•	•	•
Cable entry point	•	•	•
Multi Point Inflation	•	•	•
Flyscreen panels	x 2	x 2	x 2
Groundsheet	Sewn-in	Sewn-in	Sewn-in

Scope of delivery

Inner tent	•	•	•
Hand pump	•	•	•
Side canopy pole	•	•	•
Peg pack	•	•	•
Carry bag	•	•	•

Optional extras

Carpet	9120002007	9120001264	9120001264
Footprint	9120002014	9120000223	9120000223

Technical Data

Inflatable
camping tents



	Hayling 4 AIR TC	Hayling 4 AIR	Hayling 6 AIR
Ref.	9120001251	9120001254	9120001253
Tent length (mm)	6100	6100	6900
Tent width (mm)	2800	2800	3800
Tent height at front (mm)	2100	2100	2100
Tent height at rear (mm)	1800	1800	1800
Inner tent width (mm)	1300 / 1300	1300 / 1300	1800 / 1800
Inner tent depth (mm)	2100	2100	2100
Inner tent height (mm)	2000	2000	2000
Side inner tent (W x D x H mm)	–	–	–
Pack size (L x W x H mm)	740 x 480 x 430	740 x 480 x 430	800 x 440 x 440
Weight (kg)	25.38	19.69	25.18
Material	Weathershield™ TC	Weathershield™ 68D	Weathershield™ 68D

Key features

SabreLink™ Flex ready	•	•	•
Cable entry point	•	•	•
Multi Point Inflation	•	•	•
Flyscreen panels	x 2	x 2	x 2
Groundsheet	Sewn-in	Sewn-in	Sewn-in

Scope of delivery

Inner tent	•	•	•
Hand pump	•	•	•
Side canopy pole	–	–	–
Peg pack	•	•	•
Carry bag	•	•	•

Optional extras

Carpet	9120001267	9120001267	9120001266
Footprint	9120001272	9120001272	9120001271



Brean 4 AIR TC	Brean 3 AIR	Brean 4 AIR
9120002015	9120001256	9120001255
3750	3650	3750
2800	2150	2800
2000	1900	2000
1650	1550	1650
1300 / 1300	1950	1300 / 1300
2100	2100	2100
1900	1800	1900
–	–	–
720 x 4370 x 350	760 x 340 x 340	760 x 350 x 350
20	13.78	15.68
Weathershield™ TC	Weathershield™ 68D	Weathershield™ 68D

•	•	•
•	•	•
•	•	•
x 1	x 1	x 1
Sewn-in	Sewn-in	Sewn-in

•	•	•
•	•	•
–	–	–
•	•	•
•	•	•

9120001268	9120001269	9120001268
9120001273	9120001274	9120001273

Poled camping tents



	Croyde 6	Watergate 8
Ref.	9120001257	9120001258
Tent length (mm)	7400	7000
Tent width (mm)	4100	2800
Tent height at front (mm)	2100	2000
Tent height at rear (mm)	1800	1700
Inner tent width (mm)	1300 / 1300 / 1300	1300 / 1300 / 1300 / 1300
Inner tent depth (mm)	2100	2100
Inner tent height (mm)	2000	1900
Pack size (L x W x H mm)	760 x 370 x 370	76 x 35 x 35
Weight (kg)	30.03	22.57
Material	Weathershield™ 68D	Weathershield™ 68D
Key features		
Cable entry point	•	•
Flyscreen panels	x 2	x 2
Groundsheet	Sewn-in	Sewn-in
Scope of delivery		
Inner tent	•	•
Side canopy pole	•	•
Pole set	•	•
Peg pack	•	•
Carry bag	•	•
Optional extras		
Canopy	–	9120001263
Carpet	9120001264	9120001265
Footprint	9120000223	9120001270



Hayling 4	Hayling 6	Brean 3	Brean 4
9120001260	9120001259	9120001262	9120001261
6100	6900	3650	3750
2800	3800	2150	2800
2100	2100	1900	2000
1800	1800	1550	1650
1300 / 1300	1800 / 1800	1950	1300 / 1300
2100	2100	2100	2100
2000	2000	1800	1900
720 x 310 x 310	760 x 350 x 350	690 x 270 x 250	690 x 290 x 270
17.6	22.55	11.75	14.378
Weathershield™ 68D	Weathershield™ 68D	Weathershield™ 68D	Weathershield™ 68D
•	•	•	•
x 2	x 2	x 1	x 1
Sewn-in	Sewn-in	Sewn-in	Sewn-in
•	•	•	•
–	–	–	–
•	•	•	•
•	•	•	•
•	•	•	•
–	–	–	–
9120001267	9120001266	9120001269	9120001268
9120001272	9120001271	9120001274	9120001273

Technical Data

Poled camping tents



	Mersea 3	Mersea 4
Ref.	9120000234	9120000235
Tent length (mm)	4300	4300
Tent width (mm)	2300	2700
Tent height at front (mm)	1250	1400
Tent height at rear (mm)	1100	1200
Inner tent width (mm)	2100	2500
Inner tent depth (mm)	2100	2100
Inner tent height (mm)	1150	1250
Pack size (L x W x H mm)	630 x 230 x 220	630 x 230 x 240
Weight (kg)	7.15	8.1
Material	Weathershield™ 63D	Weathershield™ 63D

Key features

Cable entry point	•	•
Flyscreen panels	x 1	x 1
Groundsheet	Sewn to inner	Sewn to inner

Scope of delivery

Inner tent	•	•
Pole set	•	•
Peg pack	•	•
Carry bag	•	•



Brighton 2	Brighton 3	Brighton 4	Brighton 5
9120000242	9120000240	9120000238	9120000236
2600	2850	3000	3800
1600	1800	2400	2900
980	980	1080	1700
1200	1200	1300	1950
1500	1700	2300	2800
1950	2050	2050	2050
1150	1150	1150	1250
610 x 130 x 160	610 x 130 x 160	620 x 170 x 160	710 x 220 x 220
3.9	4.1	5.1	8.2
Weathershield™ 63D	Weathershield™ 63D	Weathershield™ 63D	Weathershield™ 63D

•	•	•	•
–	–	–	–
Sewn to inner	Sewn to inner	Sewn to inner	Sewn to inner

• (with groundsheet)	• (with groundsheet)	• (with groundsheet)	• (with groundsheet)
•	•	•	•
•	•	•	•
•	•	•	•



Together outdoors



kampaoutdoors.com

Part of the Dometic Group

We distribute our products in around 100 markets. Please ask for your contact point or check the web, **kampaoutdoors.com**

Dometic UK Awnings Limited, Witham, Essex, UK